








# Puppy Room Temperature Guide



KEEP THEM WARM. KEEP THEM THRIVING.

Newborn puppies can't regulate their body temperature on their own. The right environment helps prevent problems and supports healthy growth.

PUPPY AGE	ROOM TEMPERATURE RANGE	NOTES
 <b>0-4 Days</b>	<b>85-90°F</b> (29-32°C)	Critical newborn period. Keep warm and draft-free.
 <b>5-7 Days</b>	<b>80-85°F</b> (27-29°C)	Puppies are still very sensitive to cold. Maintain steady warmth.
 <b>1-2 Weeks</b>	<b>75-80°F</b> (24-27°C)	Puppies start moving more. Keep area warm and comfortable.
 <b>3-4 Weeks</b>	<b>72-75°F</b> (22-24°C)	Begin gradual reduction. Puppies gaining better temperature control.
 <b>5+ Weeks</b>	<b>68-72°F</b> (20-22°C)	Most puppies can handle normal room temperatures.

*These are general guidelines. Adjust based on breed size, litter size, and individual puppy needs.*

## ✓ SETUP TIPS FOR SUCCESS



### Use a reliable thermometer.

Place it at puppy level, away from walls and heat sources.



### Provide a warm zone, not the whole room.

Use a heat mat or lamp on one side so puppies can move away if they get too warm.



### Keep it draft-free and dry.

Avoid fans, A/C vents, and cold floors.



### Monitor humidity.

Ideal range: 40-60%.



### Clean and change bedding regularly.

Warmth + cleanliness = healthy puppies.

## 👁 WATCH YOUR PUPPIES



### Too Cold

- Crying or whining
- Huddling or piling up
- Cool to the touch
- Lethargic or sluggish



### Too Warm

- Panting
- Spreading out
- Moving away from heat
- Restless

Adjust temperature as needed. Their behavior is your best guide.



**Consistency is key.** Small changes make a big difference.

